

CATALOG

Line  
e  
o  
o  
o  
o  
T  
T  
o





# OUR BELIEFS

# ArtcoBell



What we do is important because these kids are the future.



We provide tools that support learning, not just build furniture.



Treating people with kindness and respect is not optional.



Loyalty is earned.



Value is determined over time.



Style and function are not mutually exclusive.



There is only one Earth so we must take care of it.



Making it here is better than buying it from over there.



You can't positively impact the future if you're not around.



Whoever said "you can't please all the people, all the time" gave up too easy.





It's no secret that education is evolving. Today's learning strategies focus on increasing student engagement and building 21st century skills. Today's classrooms can be found almost anywhere. Today's furniture needs to inspire and connect both students and teachers.

Just like technology, curriculum, and crayons, **Artcobell** furniture helps teachers create spaces that spark creativity, enhance collaboration, and expand the imagination.

---

Page 6

**CELEBRATING THE NXT MOV CLASSROOM**

---

Page 22

**STORAGE**

---

Page 44

**SOFT SEATING**

---

Page 72

**SEATING**

---

Page 94

**STUDENT DESKS**

---

Page 132

**TABLES**

---

Page 184

**TEACHER SOLUTIONS**

---



# 01

NXT MOV  
SOLUTIONS

TRANSFORM  
LEARNING  
ENVIRONMENTS.

TRANSFORM  
LEARNING.



## GENIUS BAR



## CAFÉ



## LOUNGE





## THE MULTI-FUNCTIONAL CLASSROOM

The multi-functional classroom showcases flexible seating, collaborative work surfaces, and mobile furniture that is all designed to work together. Use these to create environments that are safe and secure and provide students with voice and choice – now and in the future.



Stroll through the NXT MOV virtual classrooms





# 02

## NXT MOV SEATING

REDEFINING  
MOVEMENT  
SEATING FOR  
EDUCATION  
SPACES

ENGINEERED  
FOR COMFORT +  
DURABILITY



CANTILEVER



FOUR LEG



CASTER



TASK CHAIR



CAFE STOOL



SWIVEL STOOL



## SCHOOL OF PUBLIC HEALTH

Artcobell interviews renowned ergonomist Dr. Mark Benden on the science behind movement.

## Q DESIGN TEAM

NXT MOV was designed in collaboration with Q DESIGN, the Chicago-based industrial design firm. [qdesign.us.com](http://qdesign.us.com)



**DR. MARK E. BENDEN CPE**  
Texas A&M  
School of Public Health

“What we've found over the last few years in our laboratory here at Texas A&M and in classrooms around the state is that children who are able to move, fidget, get up, walk around, stand, to take a break from too much sitting still... they perform better within their own abilities. As students fatigue from sitting in one position, they seek other ways to release energy to help them stay on task. Our research has shown that when children are permitted to move (through the furniture and/or through the teacher's guidance) they are less disruptive and stay on task longer.”



**RICK JOUTRAS**  
Design Director



**TIM BUCHENBERGER**  
Senior Designer

“Working on NXT MOV was not only an aspirational design challenge but a personal challenge for us. The entire Qdesign team was and is invested in improving educational seating. Personally for me, as a father of 3 grade school children, I was motivated to make a difference in my own children's educational experience. Artcobell gave us the opportunity and partnership to enrich the educational environment through innovative design. When a design team is able to make advancements in not only a product but create positive change in the environment, that is the most enriching of achievements.”



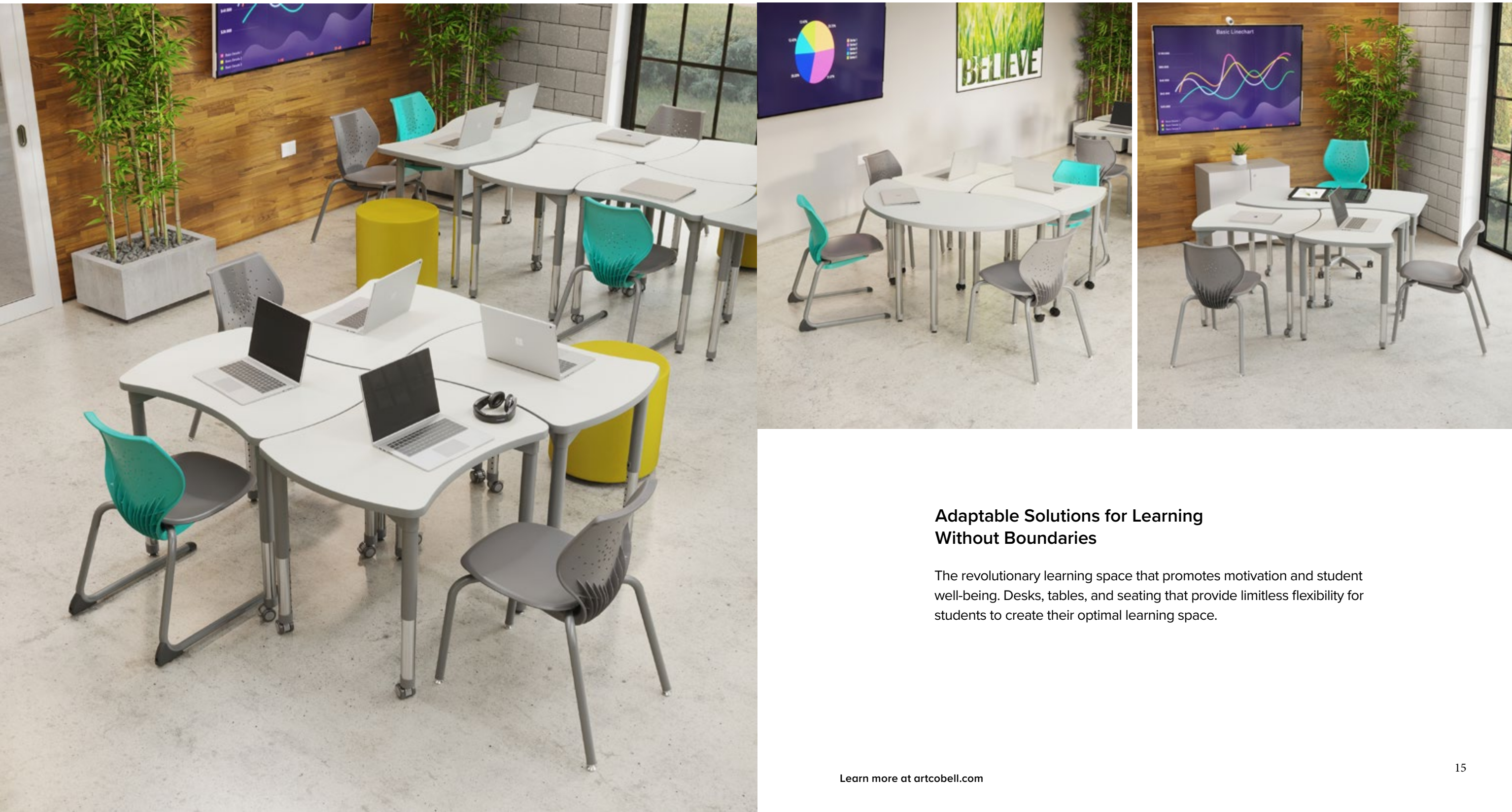
Learn more about the connection between movement and learning from Dr. Mark Benden of Texas A&M School of Public Health.



Artcobell interviews Rick and Tim from Q Design, the team who developed the NXT MOV chair.



# MOBILE RECONFIGURABLE FLEXIBLE



## Adaptable Solutions for Learning Without Boundaries

The revolutionary learning space that promotes motivation and student well-being. Desks, tables, and seating that provide limitless flexibility for students to create their optimal learning space.



# 03

## NXT MOV WORK SURFACES



MOBILE  
RECONFIGURABLE  
FLEXIBLE

TABLES + DESKS  
THAT WORK  
TOGETHER

## SHAPE DESKS



## SHAPE TABLES



## MOBILE DESKS





**A COORDINATED SOLUTION FOR NEXT GENERATION CLASSROOMS.**

According to current research, classroom design really does make a difference.

Activity Permissive Learning Spaces allow students to choose how and where they work.

NXT MOV seating and desking is designed to configure to teacher and student needs based on what, where and how they are learning.

Page 100

NXT MOV SHAPE DESKS



**COLLABORATION**

**RETHINKING INDIVIDUALIZED STUDENT WORKSPACES.**

Fluid motion and easy mobility allows students to come together, pull apart, move in and out of learning spaces.

Multi-feature furniture enables teachers and students to move them wherever they are needed.

Designed to integrate with NXT MOV seating for an all-in-one solution that fits each student.



Page 96

NXT MOV MOBILE DESKS

**FLEXIBILITY**





# 04

## NXT MOV LOUNGE

COMFORT +  
FLEXIBILITY TO  
LEARNING  
SPACES



### FOR CAFÉS



### FOR CLASSROOMS



### FOR MEDIA CENTERS





## STORAGE

Learning without boundaries provides easy access to materials and resources.

FLEXIBLE  
ORGANIZED  
MOBILE  
MULTI-FUNCTIONAL  
DURABLE  
MIX+MATCH  
CONFIGURABLE







★ Linear Mobile Storage

★ Expanse Shape Table

Pixel ★

Rectangle ★ Pad

**Cubbies**

Open face, flexible storage for classrooms, media centers, learning hallways. Standard with one adjustable shelf. Additional shelves available.

Model	Size	Description
AMTC2	19.5"h x 14.5"w x 18.2"d	One-column rolling storage, includes 1 shelf
AMTC4	19.5"h x 28"w x 18.2"d	Two-column rolling storage, includes 2 shelves
AMTC8	19.5"h x 55"w x 18.2"d	Four-column rolling storage, includes 4 shelves



**Extra Shelf**

Model	Size	Description
AMTCSHELF	1"h x 12.5"w x 17.8"d	Extra shelf, works on any model

**Pad**

Add a matching upholstered pad and mobile cubbies become mobile benches. Use them directly on the floor or on stadium stairways too.

Model	Size	Description
SS-TCG1814	2.2"h x 14.4"w x 18"d	Pad for AMTC2
SS-TCG1828	2.2"h x 28"w x 18"d	Pad for AMTC4
SS-TCG1855	2.2"h x 55"w x 18"d	Pad for AMTC8





Versatile **mobile shelves** feature both single and double shelf faces and sturdy casters. Strong magnets at the ends allow you to link cabinets together to organize both space and storage.

**Single-Sided Curved Shelves**

Model	Size	Description
ASFVSC-1742F.4	42"h x 60"w x 17"d	Curved, Single-Sided, Titanium
ASFVSC-1742F.W	42"h x 60"w x 17"d	Curved, Single-Sided, White
ASFVSC-1742F.7	42"h x 60"w x 17"d	Curved, Single-Sided, Black
ASFVSC-1742F.4	48"h x 60"w x 17"d	Curved, Single-Sided, Titanium
ASFVSC-1742F.W	48"h x 60"w x 17"d	Curved, Single-Sided, White
ASFVSC-1742F.7	48"h x 60"w x 17"d	Curved, Single-Sided, Black



**Double-Sided Curved Shelves**

Model	Size	Description
ADFVSC-2042F.4	42"h x 60"w x 20"d	Curved, Double-Sided, Titanium
ADFVSC-2042F.W	42"h x 60"w x 20"d	Curved, Double-Sided, White
ADFVSC-2042F.7	42"h x 60"w x 20"d	Curved, Double-Sided, Black
ADFVSC-2048F.4	48"h x 60"w x 20"d	Curved, Double-Sided, Titanium
ADFVSC-2048F.W	48"h x 60"w x 20"d	Curved, Double-Sided, White
ADFVSC-2048F.7	48"h x 60"w x 20"d	Curved, Double-Sided, Black



★ Curved Mobile Shelves

★ Barrel Slant

★ NEW!  
6" Spot





### Double-Sided Linear Shelves

Model	Size	Description
ADFVS-2042F.4	42"h x 42"w x 20"d	Linear, Double-Sided, Titanium
ADFVS-2042F.W	42"h x 42"w x 20"d	Linear, Double-Sided, White
ADFVS-2042F.7	42"h x 42"w x 20"d	Linear, Double-Sided, Black
ADFVS-2048F.4	48"h x 42"w x 20"d	Linear, Double-Sided, Titanium
ADFVS-2048F.W	48"h x 42"w x 20"d	Linear, Double-Sided, White
ADFVS-2048F.7	48"h x 42"w x 20"d	Linear, Double-Sided, Black



### Single-Sided Linear Shelves

Model	Size	Description
ASFVS-1742F.4	42"h x 42"w x 17"d	Linear, Single-Sided, Titanium
ASFVS-1742F.W	42"h x 42"w x 17"d	Linear, Single-Sided, White
ASFVS-1742F.7	42"h x 42"w x 17"d	Linear, Single-Sided, Black
ASFVS-1748F.4	48"h x 42"w x 17"d	Linear, Single-Sided, Titanium
ASFVS-1748F.W	48"h x 42"w x 17"d	Linear, Single-Sided, White
ASFVS-1748F.7	48"h x 42"w x 17"d	Linear, Single-Sided, Black





## Mobile Library Shelves

Get creative with media center and library layouts! Linear and Curved profiles can be mixed or matched for endless options. Heavy-duty shelving can handle a full load of books or supplies. Concealed, non-locking casters make it possible to move units even when loaded.




### Curved Double-Sided Shelves

Model	Size	Description
ADFMC-2442F.4	42"h x 37.25"w x 24"d	42"h, Double-Sided, Titanium, Casters
ADFMC-2442F.W	42"h x 37.25"w x 24"d	42"h, Double-Sided, White, Casters
ADFMC-2442F.7	42"h x 37.25"w x 24"d	42"h, Double-Sided, Black, Casters
ADFMC-2448F.4	48"h x 37.25"w x 24"d	48"h, Double-Sided, Titanium, Casters
ADFMC-2448F.W	48"h x 37.25"w x 24"d	48"h, Double-Sided, White, Casters
ADFMC-2448F.7	48"h x 37.25"w x 24"d	48"h, Double-Sided, Black, Casters

### Linear Double-Sided Shelves

Model	Size	Description
ADFM-2442F.4	42"h x 37.25"w x 24"d	42"h, Double-Sided, Titanium, Casters
ADFM-2442F.W	42"h x 37.25"w x 24"d	42"h, Double-Sided, White, Casters
ADFM-2442F.7	42"h x 37.25"w x 24"d	42"h, Double-Sided, Black, Casters
ADFM-2448.4	48"h x 37.25"w x 24"d	48"h, Double-Sided, Titanium, Casters
ADFM-2448.W	48"h x 37.25"w x 24"d	48"h, Double-Sided, White, Casters
ADFM-2448.7	48"h x 37.25"w x 24"d	48"h, Double-Sided, Black, Casters



Mobile Library  
Shelves ★



NXT MOV  
Mobile Desks ✨

★ NEW!  
Wardrobe

★ NEW!  
Poly Color:  
"Skyline"

Alphabet  
Cantilever ✨



## Tall Storage

68"-tall storage cabinets can be used anywhere you need extra, locking storage. Sturdy laminate-clad cabinets are on heavy-duty casters so they can be moved around, even fully loaded.



### Shelves + File Drawer

Model	Size	Description
ALTSFD-3668	36"w x 68"h x 24"d	36"w, Tall Storage w/File Drawer, Casters
ALTSFD-4868	48"w x 68"h x 24"d	48"w, Tall Storage w/File Drawer, Casters



### Divided Shelves

Model	Size	Description
ALDS-3668	36"w x 68"h x 24"d	36"w, Tall Storage, Divided, Casters
ALDS-4868	48"w x 68"h x 24"d	48"w, Tall Storage, Divided, Casters



### Shelves

Model	Description	Size
ALTS-3668	36"w, Tall Storage, casters	36"w x 68"h x 24"d
ALTS-4868	48"w, Tall Storage, casters	48"w x 68"h x 24"d

## Mobile Wardrobe

These lockable tall storage cabinets can also double as wardrobes for teacher's coats, umbrellas and more. Sturdy laminate-clad cabinets are on heavy-duty casters so they can be moved around, even fully loaded.

### Wardrobe

Model	Size	Description
ALTW-3668	36"w x 68"h x 24"d	36"w, Wardrobe, Casters
ALTW-4868	48"w x 68"h x 24"d	48"w, Wardrobe, Casters



### Wardrobe with File

Model	Size	Description
ALTWFD-3668	36"w x 68"h x 24"d	36"w, Wardrobe w/file drawer, Casters
ALTWFD-4868	48"w x 68"h x 24"d	48"w, Wardrobe w/file drawer, Casters



### Coat + Back Pack Locker

Open front, multi-purpose storage solution for classrooms and hallways. Organize coats, books, back packs and lunch boxes.

Model	Description	Size
ASCL-6048	Single-faced, coat locker, back-pack storage	48"h x 60"w x 18"d





★ **NEW!**

Coat + Backpack Locker



★ Pixel



★ 4P

★ FLOT



## Maker Space Cabinets

Storage that's mobile, flexible and built of heavy-duty steel. Cabinets with rails can be expanded with separate lockable doors, three sizes of trays and a shelving option that can also move between cabinets and desks. Cabinets with shelves feature sturdy, built in metal cubbies. Both options come with pre-drilled holes for installing charging/power grommet.



### 2-Column with Rails, 42" h

Meets up with stand-height (42") tables or mobile bookcases. Holds (18) 3" trays or mix/match 3" and 6" trays for tailored storage.

Model	Size	Description
MSC-242PX.4.W	42"h x 30.6"w x 20"d	Pegboard End Panels



### 2-Column with Rails, 30" h

Ideal small storage solution for younger grades or small spaces. Holds (12) 3" trays or (6) 6" trays.

Model	Size	Description
MSC-230PX.4.W	30"h x 30.6"w x 20"d	Pegboard End Panels



### 3-Column with Rails, 42" h

Meets up with stand-height (42") tables or mobile bookcases. Holds (27) 3" trays or mix/match 3" and 6" trays for tailored storage.

Model	Size	Description
MSC-342PX.4.W	42"h x 44.5"w x 20"d	Pegboard End Panels







**2-Column with Cubbies, 42" h**

Meets up with stand-height (42") tables or mobile bookcases. Six 10.5" tall x 12" wide cubbies hold backpacks, shoes, lunchboxes, and more.

Model	Size	Description
MSC-242PC.4.W	42"h x 30.6"w x 20"d	Cubbies, Pegboard End Panels



**3-Column with Cubbies, 42" h**

Meets up with stand-height (42") tables or mobile bookcases. Nine 10.5" tall x 12" wide cubbies hold backpacks, shoes, lunchboxes, and more.

Model	Size	Description
MSC-342PC.4.W	42"h x 44.5"w x 20"d	Cubbies, Pegboard End Panels



Translucent Tote Trays + Markerboard Shelves work with Mobile Storage Cabinets too.



★ Mix + Match!

Combine Single Face Mobile Cabinets with 42" Maker Space Cabinets - the magnets hold everything together!





### Bookshelves

Practical and versatile, thermofused laminate-clad bookcases are 12" deep, 37.25" wide and come in 36", 48", 60" and 72" heights. Choose from popular and classic designs to coordinate with the rest of your Artcobell classroom furniture.



Model	Size
A1236MBC	36"h x 37 1/4"w x 12"d



A1248MBC	48"h x 37 1/4"w x 12"d
----------	------------------------



A1260MBC	60"h x 37 1/4"w x 12"d
----------	------------------------




A1272MBC	72"h x 37 1/4"w x 12"d
----------	------------------------

### Study Carrel

Traditional laminate-clad study carrel in 3 worksurface heights: 25", 27" and 29". Use wherever you need privacy for testing or independent work.

Model	Size	Description
ASC-3648-25	48"h x 36"w x 24"d	25" height to work surface
ASC-3648-27	48"h x 36"w x 24"d	27" height to work surface
ASC-3648-29	48"h x 36"w x 24"d	29" height to work surface



View available materials + finishes.



## SOFT SEATING

Learning without boundaries begins with a sense of comfort and security.

ENGAGING  
SHAPES  
BUILT TOUGH  
UNLIMITED  
CONFIGURABILITY

Page 68

Nested  
Linear Lounge







### Circles + Squares

Little shapes that make big ones. All feature a sturdy 3/4" wood base with adjustable glides. Add 3" legs or casters for even more options.

#### Crescent

The scooped-out front of Crescent gives it two lives. Use as a stool and the scoop accommodates student legs. Put five around a Round to make a fun flower shape.

Model	Size	Description
SS-CR14	18" diameter x 14"h	Crescent
SSD-CR14	18" diameter x 14"h	Crescent, Two Colors
SS-CR18	18" diameter x 18"h	Crescent
SSD-CR18	18" diameter x 18"h	Crescent, Two Colors



#### Round

The Round takes "center stage" in our new offering. Available in two heights, the Round can be used by itself or in the middle of any Arc configuration.

Model	Size	Description
SS-RD14	18" diameter x 14"h	Round
SSD-RD14	18" diameter x 14"h	Round, Two Colors
SS-RD18	18" diameter x 18"h	Round
SSD-RD18	18" diameter x 18"h	Round, Two Colors



#### Round Rocker

Variation on the Round, this little seat (in two heights) has the same rocker bottom as our popular MOV stool. Stable, movable and FUN!

Model	Size	Description
SS-RR14	18" diameter x 14"h	Round
SSD-RR14	18" diameter x 14"h	Round, Two Colors
SS-RR18	18" diameter x 18"h	Round
SSD-RR18	18" diameter x 18"h	Round, Two Colors







**Square**

Our simple block shape in two heights can be used as an ottoman or a seat. Combines with other shapes to create endless configurations.

Model	Size	Description
SS-SQ14	18"w x 18"d x 14"h	
SSD-SQ14	18"w x 18"d x 14"h	Square, Two Colors
SS-SQ18	18"w x 18"d x 18"h	
SSD-SQ18	18"w x 18"d x 18"h	Square, Two Colors

**Arcs**

Four configurable pieces that can be used to build all kinds of shapes, from circles to snakes. Can be combined with Rounds, Squares and Rectangle benches.

Model	Size	Description
SS-R814	21"w x 19"d x 14"h	1/8 Circle
SSD-R814	21"w x 19"d x 14"h	1/8 Circle, Two Colors
SS-R818	21"w x 19"d x 18"h	1/8 Circle
SSD-R818	21"w x 19"d x 18"h	1/8 Circle, Two Colors

SS-R414	27"w x 21"d x 14"h	1/4 Circle
SSD-R414	27"w x 21"d x 14"h	1/4 Circle, Two Colors
SS-R418	27"w x 21"d x 18"h	1/4 Circle
SSD-R418	27"w x 21"d x 18"h	1/4 Circle, Two Colors

SS-R314	38"w x 23"d x 14"h	1/3 Circle
SSD-R314	38"w x 23"d x 14"h	1/3 Circle, Two Colors
SS-R318	38"w x 23"d x 18"h	1/3 Circle
SSD-R318	38"w x 23"d x 18"h	1/3 Circle, Two Colors

SS-R214	54"w x 27"d x 14"h	1/2 Circle
SSD-R214	54"w x 27"d x 14"h	1/2 Circle, Two Colors
SS-R218	54"w x 27"d x 18"h	1/2 Circle
SSD-R218	54"w x 27"d x 18"h	1/2 Circle, Two Colors



**Soft Seating | Legs + Casters**

Add height or movement to your soft seating.

Model	Product Name	Product Description
SSA-LPS3T1.4	Leg	3" leg, Titanium, adds 2.5" to height
SSA-CPS.37T1	Caster	37mm caster, adds 1" to height





Nebula Bench ★



★ Expanse Bench



View available  
grades + collections.



## Shape Benches

Go traditional or go creative. There's a comfortable bench option that meets your needs.

### Nebula Bench

This curvaceous shape mimics the outline of our popular Nebula Shape Table. The intelligent curve comfortably nests up to Nebula, Gravity, Expanse, and Nova Shape Tables also.



Model	Size	Description
SS-NEB14	54"w x 27"d x 14"h	Nebula
SSD-NEB14	54"w x 27"d x 14"h	Nebula, Two Colors
SS-NEB18	54"w x 27"d x 18"h	Nebula
SSD-NEB18	54"w x 27"d x 18"h	Nebula, Two Colors

### Expanse Bench

This innovative shape features the same parallel curve as our popular Expanse Shape Table. The intelligent curve comfortably nests up to Nebula, Gravity, Expanse, and Nova Shape Tables also.



Model	Size	Description
SS-EXP14	54"w x 18"d x 14"h	Expanse
SSD-EXP14	54"w x 18"d x 14"h	Expanse, Two Colors
SS-EXP18	54"w x 18"d x 18"h	Expanse
SSD-EXP18	54"w x 18"d x 18"h	Expanse, Two Colors

MOV Stool ★



★ Nova Shape Table

### Curved Bench

The curved bench is perfect for hanging out. Can be used with our Rectangle Bench too.

Model	Size	Description
SS-BC14	45-degree radius x 14"d	Curved
SS-BC14	45-degree radius x 14"d	Curved, Two Colors
SS-BC18	45-degree radius x 18"d	Curved
SS-BC18	45-degree radius x 18"d	Curved, Two Colors



### Rectangle Bench

Simple shape with a multitude of uses. Both sizes work with Arcs, and the 42" length nests up to our Mobile Shelving.

Model	Size	Description
SS-RC1442	42"w x 18"d x 14"h	Rectangle
SSD-RC1442	42"w x 18"d x 14"h	Rectangle, Two Colors
SS-RC1842	42"w x 18"d x 18"h	Rectangle
SSD-RC1842	42"w x 18"d x 18"h	Rectangle, Two Colors
SS-RC1448	48"w x 18"d x 14"h	Rectangle
SSD-RC1448	48"w x 18"d x 14"h	Rectangle, Two Colors
SS-RC1848	48"w x 18"d x 18"h	Rectangle
SSD-RC1848	48"w x 18"d x 18"h	Rectangle, Two Colors







★ Crescent

★ Round Rocker

★ Curved Bench



## Stadium Seating

Create a nook for comfortable collaboration or informal presentations.



### 2-STEP

Tiered 2-Step for lounging or listening. Use individually or put several together to create mini-stadium seating for a group.

Model	Size	Description
SS-ST230	38"w x 38"d x 32"h	2-Step
SSD-ST230	38"w x 38"d x 32"h	2-Step, Two Colors



### 3-STEP

Tiered 3-Step for lounging or listening. Use individually or put several together to create mini-stadium seating for a group. Same footprint as the 2-Step.

Model	Size	Description
SS-ST330	38"w x 38"d x 32"h	3-Step
SSD-ST330	38"w x 38"d x 32"h	3-Step, Two Colors



### Ottoman | 38" Square

Oversized 38" square ottoman works together with our 2-Step and 3-Step units to extend or create corners.

Model	Size	Description
SS-SQ3818	38"w x 38"d x 18"h	
SSD-SQ3818	38"w x 38"d x 18"h	Square, Two Colors

## Learning Hallways

Turn hallways and empty corners into casual learning spaces with easy-care soft seating that can be rearranged for individual or collaborative work.





## Floorwork

All foam solutions for when thinking happens from the ground up.



### SnugSacks

Oversized, overstuffed cushion for just lounging around. All-foam design means no messy beads. Zippered cover for easy removal. Available in 36" and 42" rounds.

Model	Size
SS-BBR3	36" diameter x 18" h
SS-BBR4	48" diameter x 24" h

### Rectangle Floor Pad

Full-body comfort for floor work, these pads are designed to stack when they aren't in use, and are lightweight enough to toss on the floor when getting down to business. Non-slip gripper base (Black) available at extra charge.



Model	Size	Description
SS-RP2414	24"w x 14"d	Rectangle
SS-RPG2414	24"w x 14"d	Rectangle, Black Gripper Base
SSD-RP2414	24"w x 14"d	Rectangle, Two Colors
SS-RP4814	48"w x 14"d	Rectangle
SS-RPG4814	48"w x 14"d	Rectangle, Black Gripper Base
SSD-RP4814	48"w x 14"d	Rectangle, Two Colors

### Pad

Add a matching upholstered pad and mobile cubbies become mobile benches. Use them directly on the floor or on stadium stairways too.



Model	Size	Description
SS-TCG1814	2.2"h x 14.4"w x 18"d	Pad for AMTC2
SS-TCG1828	2.2"h x 28"w x 18"d	Pad for AMTC4
SS-TCG1855	2.2"h x 55"w x 18"d	Pad for AMTC8





**PIXEL Padded Floor Stool**

Pixel is a new take on seating that gets students off the ground and focused, but still lets them move. Available with fixed glides or a rocker base.

Model	Size	Description
ASPXL16.4	16" diameter x 4"h	Fixed Glide Base
ASPXLD16.4	16" diameter x 4"h	Fixed Glide Base, Two Colors
ASPXL16.R	16" diameter x 4"h	Fixed Rocker Base
ASPXLD16.R	16" diameter x 4"h	Fixed Rocker Base, Two Colors



Floorwork models are now available with a slip-resistant, easy-care gripper base option.

**SPOTS Round Floor Pad**

Clever little sit-upon. Spots make floor work a little more comfortable. Washable fabric or environmentally friendly EPU covers zip off for cleaning. Non-slip gripper base (Black) available at extra charge.

Model	Size	Description
ASPOT16	16" diameter x 3"h	Round, Padded Floor Seat
ASPOTG16	16" diameter x 3"h	Round, Padded Floor Seat, Black Gripper Base
ASPOTD16	16" diameter x 3"h	Round, Padded Floor Seat, Two Colors
ASPOT166	16" diameter x 6"h	Round, Padded Floor Seat
ASPOTG166	16" diameter x 6"h	Round, Padded Floor Seat, Black Gripper Base
ASPOTD166	16" diameter x 6"h	Round, Padded Floor Seat, Two Colors

**Caddy | PIXEL + SPOTS**

Conveniently stow up to eight Pixels, ten 3" SPOTS and four 6" SPOTS. Standard with casters for easy mobility. Titanium paint finish.

Model	Size
ASPXLCAD.H.4	18" diameter x 33"h



★ 2-Step

★ FLOT

★ Pixel

★ Rectangle Pad



**Barrel Slant**

Versatile, high-density foam cylinder shape with one flat side. Two ends are slanted inward. Use seated or on the floor as a roll lounge. Non-slip gripper base (Black) available at extra charge.

Model	Size	Description
SS-BAS12	18" diameter x 12"h	Barrel Slant
SSD-BAS12	18" diameter x 12"h	Barrel Slant, Two Colors
SS-BAS14	18" diameter x 14"h	Barrel Slant
SSD-BAS14	18" diameter x 14"h	Barrel Slant, Two Colors
SS-BAS16	18" diameter x 18"h	Barrel Slant
SSD-BAS16	18" diameter x 18"h	Barrel Slant, Two Colors
SS-BAS18	18" diameter x 18"h	Barrel Slant
SSD-BAS18	18" diameter x 18"h	Barrel Slant, Two Colors

**Barrel**

Versatile, high-density foam cylinder shape with one flat side. Use seated or on the floor as a roll lounge. Non-slip gripper base (Black) available at extra charge.

Model	Size	Description
SS-BA12	18" diameter x 12"h	Barrel
SS-BAG12	18" diameter x 12"h	Barrel, Black Gripper Base
SSD-BA12	18" diameter x 12"h	Barrel, Two Colors
SS-BA14	18" diameter x 14"h	Barrel
SS-BAG14	18" diameter x 14"h	Barrel, Black Gripper Base
SSD-BA14	18" diameter x 14"h	Barrel, Two Colors
SS-BA16	18" diameter x 18"h	Barrel
SS-BAG16	18" diameter x 18"h	Barrel, Black Gripper Base
SSD-BA16	18" diameter x 18"h	Barrel, Two Colors
SS-BA18	18" diameter x 18"h	Barrel
SS-BAG18	18" diameter x 18"h	Barrel, Black Gripper Base
SSD-BA18	18" diameter x 18"h	Barrel, Two Colors

**Wedge**


One-eighth circle can be used alone or in multiples to create group seating. All-foam design makes it light-weight and easy to move. Non-slip gripper base (Black) available at extra charge.

Model	Size	Description
SS-PR814	20"w x 19"d x 14"h	1/8 Circle
SS-PRG814	20"w x 19"d x 14"h	1/8 Circle, Black Gripper Base
SSD-PR814	20"w x 19"d x 14"h	1/8 Circle, Two Colors
SS-PR818	20"w x 19"d x 18"h	1/8 Circle
SS-PRG818	20"w x 19"d x 18"h	1/8 Circle, Black Gripper Base
SSD-PR818	20"w x 19"d x 18"h	1/8 Circle, Two Colors

**Cube**

Light-weight square in two heights. Easy to move around. All-foam design is made for comfort. Non-slip gripper base (Black) available at extra charge.

Model	Size	Description
SS-PSQ14	18"w x 18"d x 14"h	Cube
SS-PSQG14	18"w x 18"d x 14"h	Cube, Black Gripper Base
SSD-PSQ14	18"w x 18"d x 14"h	Cube, Two Colors
SS-PSQ18	18"w x 18"d x 18"h	Cube
SS-PSQG18	18"w x 18"d x 18"h	Cube, Black Gripper Base
SSD-PSQ18	18"w x 18"d x 18"h	Cube, Two Colors



Wedge ★

★ Cube





★ Lounge Sofa

★ T-Leg Table





★ Linear Sofa

★ Linear Wedge Ottoman

★ Linear Square Ottoman



## Nested Lounge Seating | Linear

This collection of seating and tables is thoughtfully designed to work together to create collaborative spaces for small groups or nooks for individual work.



### Seating

Model	Size	Description
SS-LS24	24"	Linear Sofa 24"
SSD-LS24	24"	Linear Sofa 24", Two Colors



SS-LS42	42"	Linear Sofa 42"
SSD-LS42	42"	Linear Sofa 42", Two Colors



SS-LS48	48"	Linear Sofa 48"
SSD-LS48	48"	Linear Sofa 48", Two Colors



SS-LS60	60"	Linear Sofa 60"
SSD-LS60	60"	Linear Sofa 60", Two Colors



SS-LC26	26"	Linear Square Corner Unit
SSD-LC26	26"	Linear Square Corner Unit, Two Colors

### Ottomans

Model	Size	Description
SS-SQ2618	26"w x 26"l x 18"H	Square Ottoman



SSD-SQ2618	26"w x 26"l x 18"H	Square Ottoman, Two Colors
------------	--------------------	----------------------------



SS-WD2618	26"w x 26"l x 18"H	Wedge Ottoman
-----------	--------------------	---------------



SSD-WD2618	26"w x 26"l x 18"H	Wedge Ottoman Corner Unit, Two Colors
------------	--------------------	---------------------------------------



### Work Surfaces

Model	Size	Description
SS-SQ2618T	26"w x 26"l x 18"H	Square Ottoman Corner Unit with Laminate Top. Choose finish from Storage laminate options.



SS-WD2618T	26"w x 26"l x 18"H	Wedge Ottoman with Laminate Top. Choose finish from Storage laminate options.
------------	--------------------	---







★ Lounge Seating

★ NXT MOV Cantilever Chair

### Lounge

Free-standing comfort. Stylish, modern design works in any setting. An ample gap between back and seat makes cleaning easy and eliminates "stash" zones.

Model	Dimensions	Description
SS-SB24	42"h x 24"w x 30"d	24" Chair
SSD-SB24	42"h x 24"w x 30"d	24" Chair, Two Colors
SS-SB48	42"h x 48"w x 30"d	48" Sofa
SSD-SB48	42"h x 48"w x 30"d	48" Sofa, Two Colors
SS-SB60	42"h x 60"w x 30"d	60" Sofa
SSD-SB60	42"h x 60"w x 30"d	60" Sofa, Tw



SS-SB48 ★

★ SS-SB24

SS-SB60 ★



## SEATING

Learning without boundaries allows choice.

FLEXIBLE  
COMFORTABLE  
MOVEMENT  
SUPPORT  
BALANCE  
VARIETY. CHOICE.  
ENGAGEMENT



NXT MOV ★  
Cantilever





## NXT MOV® | Engineered for Active Posture

Patented two-part shell allows for independent micro-movements in the seat and back.

And allows you to specify two-tone colors!



★ NXT MOV  
Four Leg Caster

Ergonomics and industrial design merge to re-imagine style and comfort in a **ground-breaking, patented design.**

### Four Leg Caster Chair

Add casters to the NXT MOV Four Leg Chair for increased mobility.

Model	Height	Description
MS4C16	16"	Poly Shell
MS4C18	18"	Poly Shell



### Four Leg Chair

Elegant take on a traditional four-leg student chair.


Model	Height	Description
MS4L16	16"	Poly Shell
MS4L18	18"	Poly Shell



Learn more at [artcobell.com](http://artcobell.com)



From the design team that brought you **NXT MOV® Seating**, an entirely new take on individualized student workspaces. Introducing the NXT MOV Mobile Desk.



### Cantilever Chair

A space-saver when you need it. Rests safely on the work surface when not in use.

Model	Height	Description
MSCL16	16"	Poly Shell
MSCL18	18"	Poly Shell

\* 16" and 18" models recommended for use with work surfaces 20" x 26" or larger.



### Four Leg Stool

The NXT MOV Four Leg Stool offers a completely new option for cafeterias and taller work spaces.

Model	Height	Description
MS4ST24	Fixed 24"	Poly Shell
MS4ST30	Fixed 30"	Poly Shell



### Task Chair & Swivel Stool

From teachers' desk to lab table, these chairs feature 360-degree swivel and pneumatic height adjustment and comes with a titanium or black five-star base. Two adjustable height options.

Model	Height	Description
MSTA18	Adjustable 17"- 22"	Poly Shell
MSTT18	Adjustable 23"- 33"	Poly Shell





## Alphabet | Engineered for Movement

In today's learning environments, flexibility is paramount and no one does flexibility better than **Artcobell**. Alphabet Seating supports the many ways that students move with a variety of sizes and styles that conform to classroom needs.

The **Alphabet** chair's specially designed shell geometry provides best in class comfort. The dual support channels and heavy duty seat brackets provide strength and durability. Students can flex the back from side to side for maximum comfort.

### Four Leg Chair

Classic four-leg style.

Model	Height	Description
AS4L12	12"	Poly Shell
AS4L14	14"	Poly Shell
AS4L16	16"	Poly Shell
AS4L18	18"	Poly Shell
*AS4L16-1	16"	Poly Shell, Seat Pad
*AS4L18-1	18"	Poly Shell, Seat Pad

\* extended lead times, minimums and premium may apply



### Four Leg Chair With Bookrack

Classic four-leg style with builtin flat bookrack.

Model	Height	Description
AS4LB18	18"	Poly Shell, Bookrack



★ Alphabet  
Four Leg





### Four Leg Caster Chair

Add casters to the Alphabet Four Leg Chair for increased mobility.

Model	Height	Description
AS4C14	14"	Poly Shell
AS4C16	16"	Poly Shell
AS4C18	18"	Poly Shell
*AS4C16-1	16"	Poly Shell, Seat Pad
*AS4C18-1	18"	Poly Shell, Seat Pad

\* extended lead times, minimums and premium may apply



### Four Leg Caster Chair With Bookrack

Alphabet Caster Chair with builtin flat bookrack.

Model	Height	Description
AS4CB18	18"	Poly Shell, Bookrack



### FLOT Four Leg Chair

With a standard 6" seat height, FLOT is a creative alternative to a traditional four leg chair with the patented Alphabet shell design and comfort.

Model	Height	Description
AS4L06	6"	Poly Shell

### Cantilever Chair

A space-saver when you need it. The unique design of the frame and leveling bumpers below the seat allow the Alphabet cantilever chair to safely rest on the work surface when not in use. Chairs stack 4 high.

Model	Height	Description
ASCL12	12"	Poly Shell
ASCL14	14"	Poly Shell
ASCL16	16"	Poly Shell
ASCL18	18"	Poly Shell
*ASCL16-1	16"	Poly Shell, Seat Pad
*ASCL18-1	18"	Poly Shell, Seat Pad

\* extended lead times, minimums and premium may apply

\* 16" and 18" models recommended for use with work surfaces 20" x 26" or larger.



### Four Leg Stool

The Alphabet Four Leg Stool offers a smart option for cafeterias and taller work spaces.

Model	Height	Description
AS4ST24	Fixed 24"	Poly Shell
AS4ST30	Fixed 30"	Poly Shell
*AS4ST24-1	Fixed 24"	Poly Shell, Seat Pad
*AS4ST30-1	Fixed 30"	Poly Shell, Seat Pad



View available materials + finishes.



Research supports that physical activity is linked to higher academic performance, better health, and improved behavior so why not provide a seating solution that encourages kids to move and groove?!



★ Alphabet Rocker

### Rocker

Engineered for mobility, this gem of a chair provides movers of all sizes a chance to relax or burn off a little energy with the most satisfying sit around.

Model	Height	Description
AS4R14	13"	Poly Shell
AS4R16	15.5"	Poly Shell
AS4R18	17.75"	Poly Shell



### Sled Stacking Chair

Our Alphabet shell with a stacking base. Stacks 5 high.

Model	Height	Description
ASSL16	16"	Poly Shell
ASSL18	18"	Poly Shell



### Task Chair & Swivel Stool

From teachers' desk to lab table, these chairs feature 360-degree swivel and pneumatic height adjustment and comes with a titanium or black five-star base. Two adjustable height options.

Model	Height	Description
ASTA18	Adjustable 16"-21"	Poly Shell
ASST18	Adjustable 22"-32"	Poly Shell
*ASTA18-1	Adjustable 16"-21"	Poly Shell, Seat Pad
*ASST18-1	Adjustable 22"-32"	Poly Shell, Seat Pad

\* extended lead times, minimums and premium may apply







Let 'em move! Research shows that children who are more active exhibit better focus, faster cognitive processing and higher memory retention than those who spend the day sitting still. These **adaptable seating** options work in collaborative areas or as alternatives to traditional desk seating.

**MOV Stool**

MOV is an active stool that promotes user movement and activity. The attractive and simple design with a wider footprint makes MOV extremely stable, safe, and fun to use.

Model	Height	Description
ASMOV14	14"	Lounge Poly Shell
ASMOV16	16"	Lounge Poly Shell
ASMOV18	18"	Lounge Poly Shell
ASMOV20	20"	Lounge Poly Shell



MOV Stool ★





**Discover** the chair that reinvented student seating! Comfort with a balance of flex and support for a range of movement and seating positions.



★ Discover Four Leg

### **Four Leg Chair**

Discover Four Leg Chair's structural ribs provide support and stability while increasing flexibility for added comfort. Stacks 10 high.

Model	Height	Description
D10D	12"	Poly Shell
D10C	14"	Poly Shell
D10B	16"	Poly Shell
D10A	18"	Poly Shell
•D10X	18"	Poly A+ Shell
*D10A-1	18"	Poly Shell, Seat Pad
*•D10X-1	18"	Poly A+ Shell, Seat Pad



\* Check desk clearance width with Customer Service; may not fit with all desks.

\* Extended lead times, minimums and premium may apply

Choose the size that fits your student.

**Discover** chair shells come in a range of sizes from 12" - 18" high and A+ - C sized seats.







### Four Leg Caster Chair

Discover Four Leg Chair with casters for extra mobility.

Model	Height	Description
D16A	18"	Poly Shell
D16X	18"	Poly A+ Shell
*D16A-1	18"	Poly Shell, Seat Pad
*D16X-1	18"	Poly A+ Shell, Seat Pad

\* Check desk clearance width with Customer Service; may not fit with all desks.

\* Extended lead times, minimums and premium may apply

### Cantilever Chair

Discover cantilever chair offers a sleek, stylish option with the same great value. Chairs stack 4 high.

Model	Height	Description
D30C	14"	Poly Shell
D30B	16"	Poly Shell
D30A	18"	Poly Shell
*D30A-1	18"	Poly Shell, Seat Pad

\* Extended lead times, minimums and premium may apply

\* 16" and 18" models recommended for use with work surfaces 20" x 26" or larger.



### Four Leg Chair With Bookrack

Roomy bookrack provides a convenient place to store stuff.

Model	Height	Description
D15A	18"	Poly Shell
*D15A-1	18"	Poly Shell, Seat Pad

\* Extended lead times, minimums and premium may apply



### Four Leg Music Chair

Discover shell with an upright pitch to support musicians or anyone who needs to lean in. Stacks 5 high.

Model	Height	Description
D109	18"	Poly Shell, Music
*D109-1	18"	Poly Shell, Music, Seat Pad

\* Extended lead times, minimums and premium may apply



Discover ★  
Four Leg



This Rocker is a companion to our Discover line, a harmonic blend of flexibility and support with just a touch of motion.



**Rocker**

Discover's Rocker provides motion seating with a shape that works with all the other chairs in the room.

Model	Height	Description
D1RC	13"	Poly Shell
D1RB	15.5"	Poly Shell
D1RA	17.75"	Poly Shell

**Four Leg Swivel Stool**

Discover's Four-Leg Swivel Stool features a built-in foot ring for added stability and comfort. Available with a 25" - 33" adjustable height range.

Model	Height	Description
D99A	Adjustable 25"-33"	Poly Shell
•D99X	Adjustable 25"-33"	Poly A+ Shell
*D99A-1	Adjustable 25"-33"	Poly Shell, Seat Pad
*•D99X-1	Adjustable 25"-33"	Poly A+ Shell, Seat Pad

\* Check desk clearance width with Customer Service; may not fit with all desks.  
 \* Extended lead times, minimums and premium may apply



**Task Chair & Lab Swivel Stool**

These two chairs provide adjustability at three different heights, embracing both lab and learning environments. Features include pneumatic seat height adjustment and free-rolling casters. Swivel stool also features a Chrome foot ring.

Model	Height	Description
DP9B	Adjustable 15"-20"	Poly Shell
DP9A	Adjustable 17"-22"	Poly Shell
•DP9X	Adjustable 17"-22"	Poly A+ Shell
DL9A	Adjustable 24"-34"	Poly Shell
•DL9X	Adjustable 24"-34"	Poly A+ Shell
*DP9A-1	Adjustable 17"-22"	Poly Shell, Seat Pad
*•DP9X-1	Adjustable 17"-22"	Poly A+ Shell, Seat Pad
*DL9A-1	Adjustable 24"-34"	Poly Shell, Seat Pad
*•DL9X-1	Adjustable 24"-34"	Poly A+ Shell, Seat Pad

\* Check desk clearance width with Customer Service; may not fit with all desks.  
 \* Extended lead times, minimums and premium may apply



**KNOWLEDGE**



★ Discover Rocker





**Solid Plastic Stacking Chair**

The Solid Plastic Four Leg Stacking Chair is designed with an X-frame for proper weight distribution and nylon bumpers for level stacking.

Model	Height	Description
X105	15.5"	Navy seat and back
X107	17.5"	Navy seat and back

**Four Leg Stool**

The Four Leg Lab Stool in two heights is available with a polypropylene seat.

Model	Height	Description
0801	Adjustable 19"-27.5"	Poly Seat
0802	Adjustable 23.5"-32"	Poly Seat



**Mobile Swivel Stool**

Practical and fun, this mobile, adjustable stool works almost anywhere, from small group centers to labs. The mobile alternative to our popular 0801 Stool.

Model	Height	Description
DP08	Adjustable 16"-21"	Poly Seat



★ Four Leg Stool



## STUDENT DESKS

Learning without boundaries inspires creativity.

# INSPIRED SHAPES

MULTIPLE GROUPINGS

CONFIGURABLE

MIX + MATCH

CREATIVE

WORKSPACES

SIT-TO-STAND

COLLABORATIVE. PERSONALIZED. MOBILE.





### NXT MOV® Mobile Desks

The desk that redefines individualized student workspaces. Elegant cantilever design embraces the user. Integrated caster enables mobility and locks for stability. Available with two top styles with fixed or flip-top.



NEW!  
Trapezoid Shape



Check out the  
NXT MOV Mobile  
Desk in action!

#### Fixed Top | Home Plate

Model	Size	Height
NS25-HPE	28"x 22"	25"
NS27-HPE	28"x 22"	27"
NS29-HPE	28"x 22"	29"
NS36-HPE	28"x 22"	36"
NS42-HPE	28"x 22"	42"



#### Fixed Top | Half Moon

Model	Size	Height
NS25-HME	28"x 22"	25"
NS27-HME	28"x 22"	27"
NS29-HME	28"x 22"	29"
NS36-HME	28"x 22"	36"
NS42-HME	28"x 22"	42"



#### Fixed Top | Trapezoid

Model	Size	Height
NS25-TZE	28"x 22"	25"
NS27-TZE	28"x 22"	27"
NS29-TZE	28"x 22"	29"
NS36-TZE	28"x 22"	36"
NS42-TZE	28"x 22"	42"







### Flip Top | Trapezoid

Model	Size	Height
NF25-TZE	28"x 22"	25"
NF27-TZE	28"x 22"	27"
NF29-TZE	28"x 22"	29"
NF36-TZE	28"x 22"	36"
NF42-TZE	28"x 22"	42"



### Flip Top | Home Plate

Model	Size	Height
NF25-HPE	28"x 22"	25"
NF27-HPE	28"x 22"	27"
NF29-HPE	28"x 22"	29"
NF36-HPE	28"x 22"	36"
NF42-HPE	28"x 22"	42"



### Flip Top | Half Moon

Model	Size	Height
NF25-HME	28"x 22"	25"
NF27-HME	28"x 22"	27"
NF29-HME	28"x 22"	29"
NF36-HME	28"x 22"	36"
NF42-HME	28"x 22"	42"


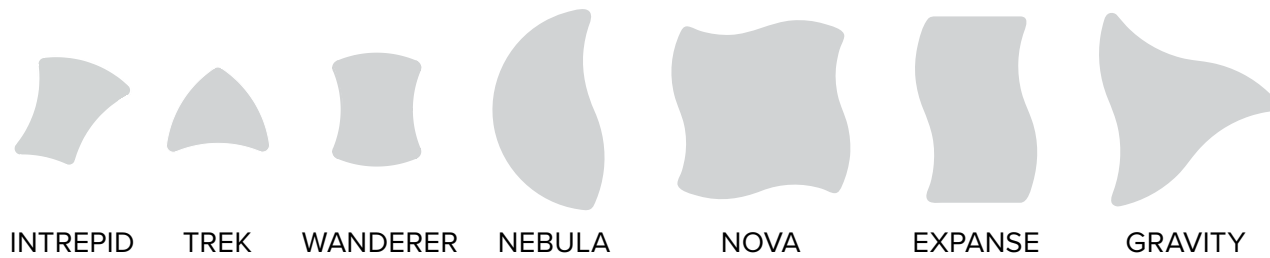




The **NXT MOV® Classroom** reflects today's requirements and tomorrow's needs. With an emphasis on flexibility and mobility, new NXT MOV Shape Desks are designed to work together and with our most popular table designs.

Combine Wanderer, Trek + Intrepid Shape Desks with Expanse, Nebula, Nova, and Gravity Shape Tables to create endless configurations.

TEAM UP!



NXT MOV  
Classroom  
Video



# WE'VE GOT LEGS



Wanna know how to use them?



ADJUSTABLE

FIXED

DSLTP DTLTP T-LEG

WHEELBARROW

CASTERS GLIDES

SEATED

STANDING

BLACK TITANIUM WHITE





**Wanderer**

This organic rectangle shape provides a large student work surface. Nests with itself and select Shape Tables.

Model	Size
DST-RV2633E	26" x 33" x 3/4"
DHT-RV2633E	26" x 33" x 1-1/8"

\* When specifying DHT models with DTLP leg kits, please confirm fitment of book boxes and seating (cantilever, D10X + D16X models) with customer service prior to placing orders.

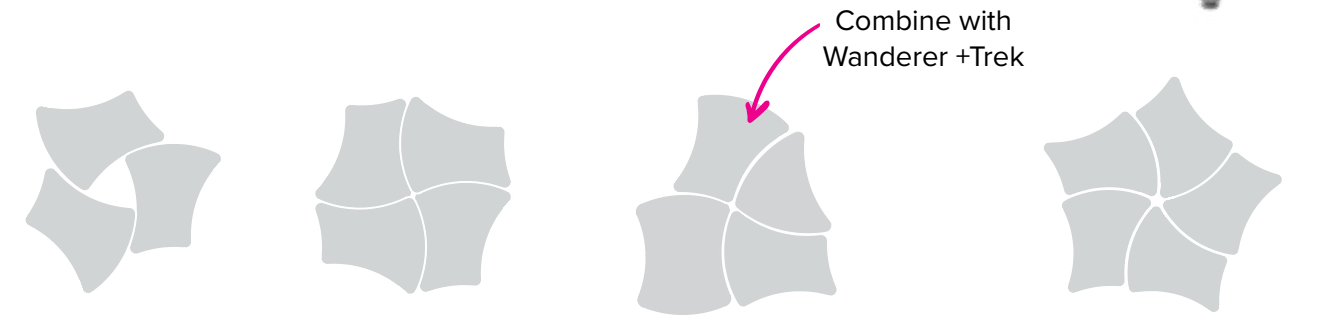


**Intrepid**

An imaginative organic shape that supports a multi-functional classroom.

Model	Size
DST-INT2832E	28" x 32" x 3/4"
DHT-INT2832E	28" x 32" x 1-1/8"

\* When specifying DHT models with DTLP leg kits, please confirm fitment of book boxes and seating (cantilever, D10X + D16X models) with customer service prior to placing orders.



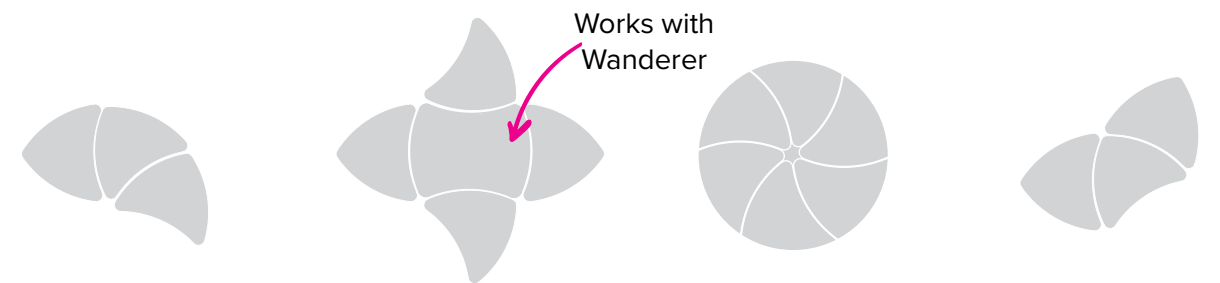
Download the shape desk configuration guides

**Trek**

Elegant triangular shape nests with Wanderer or itself.

Model	Size
DST-TK2530E	25" x 30" x 3/4"
DHT-TK2530E	25" x 30" x 1-1/8"

\* When specifying DHT models with DTLP leg kits, please confirm fitment of book boxes and seating (cantilever, D10X + D16X models) with customer service prior to placing orders.







★ Intrepid



**Shape Desks.** These fun, imaginative and mobile-friendly shapes can easily reconfigure to create a wide range of individual or group layouts. Available with durable high pressure laminate surfaces and a variety of colored edge options.


**Kite**

Our most versatile shape with ample workspace and access from 3 sides. Configures for groups up to 9.



Model	Size
DST-KT3032E	32" x 30" x 3/4"
DHT-KT3032E	32" x 30" x 1-1/8"

\* When specifying DHT models with DTLP leg kits, please confirm fitment of book boxes and seating (cantilever, D10X + D16X models) with customer service prior to placing orders.








**Beta**

Imaginative shape is accessible on two sides and configures for small and large groups.

Model	Size
DST-BT2233E	22" x 33" x 3/4"
DHT-BT2233E	22" x 33" x 1-1/8"

\* When specifying DHT models with DTLP leg kits, please confirm fitment of book boxes and seating (cantilever, D10X + D16X models) with customer service prior to placing orders.



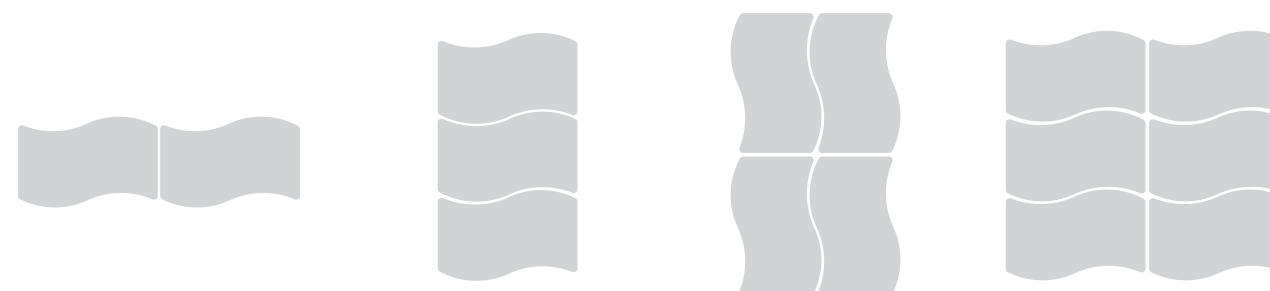
★ Beta

**Expanse**

Organic variation on the classic rectangle with ample work surface. Accessible from 2 sides. Also available for this shape: fixed t-leg kits.

Model	Size
DST-EX2232E	23" x 32" x 3/4"
DHT-EX2232E	23" x 32" x 1-1/8"

\* When specifying DHT models with DTLP leg kits, please confirm fitment of book boxes and seating (cantilever, D10X + D16X models) with customer service prior to placing orders.








★ Linc

**Aperture**

Accessible from 2 sides. Configures organically for groups of 4, 6, 8 and more.

Model	Size
DST-AP1830E	27" x 30" x 3/4"
DHT-AP1830E	27" x 30" x 1-1/8"

\* When specifying DHT models with DTLP leg kits, please confirm fitment of book boxes and seating (cantilever, D10X + D16X models) with customer service prior to placing orders.



**Linc**

Straight-sided version of our Beta with access from both sides. Configures in groups or rows.

Model	Size
DST-LC2232E	22" x 32" x 3/4"
DHT-LC2232E	22" x 32" x 1-1/8"

\* When specifying DHT models with DTLP leg kits, please confirm fitment of book boxes and seating (cantilever, D10X + D16X models) with customer service prior to placing orders.



★ Aperture





### **Beta Straight**

A clever combination of lines has a "scoop" on one side and is straight on the other side for easy configuration. Accessible on 2 sides; configures for groups of 2+.

Model	Size
DST-BS2233E	22" x 33" x 3/4"
DHT-BS2233E	22" x 33" x 1-1/8"

\* When specifying DHT models with DTLP leg kits, please confirm fitment of book boxes and seating (cantilever, D10X + D16X models) with customer service prior to placing orders.



### **Swoop**

An elegant arrow shape that easily configures to make a large worksurface for up to 4.

Model	Size
DST-SW3030E	23" x 41" x 3/4"
DHT-SW3030E	23" x 41" x 3/4" x 1-1/8"

\* When specifying DHT models with DTLP leg kits, please confirm fitment of book boxes and seating (cantilever, D10X + D16X models) with customer service prior to placing orders.



### **Trapezoid 6**

Classic singles-access shape configures easily to seat small and large groups.

Model	Size
DST-T6E	20" x 32" x 3/4"
DHT-T6E	20" x 32" x 1-1/8"

\* When specifying DHT models with DTLP leg kits, please confirm fitment of book boxes and seating (cantilever, D10X + D16X models) with customer service prior to placing orders.



### **Tri-Top**

Variation on the classic single-access triangle configures for up to 4. Casters not recommended.

Model	Size
DST-TT2828E	28" x 28" x 3/4"
DHT-TT2828E	28" x 28" x 1-1/8"

\* When specifying DHT models with DTLP leg kits, please confirm fitment of book boxes and seating (cantilever, D10X + D16X models) with customer service prior to placing orders.

### **Sail**

Available in two sizes, the classic triangle configures in a wide range of groups. Accessible from all 3 sides.

Model	Size
DST-SL2730E	27" x 30" x 3/4"
DHT-SL2730E	27" x 30" x 1-1/8"
DST-SL3034E	30" x 34" x 3/4"
DHT-SL3034E	30" x 34" x 1-1/8"

\* When specifying DHT models with DTLP leg kits, please confirm fitment of book boxes and seating (cantilever, D10X + D16X models) with customer service prior to placing orders.







### Rectangle

Classic shape with ample work surface. Accessible from 2 sides. Also available for this shape: fixed t-leg kits.

Model	Size
DST-RC2026E	20" x 26" x 3/4"
DST-RC2036E	20" x 36" x 3/4"
DHT-RC2026E	20" x 26" x 1-1/8"
DHT-RC2036E	20" x 36" x 1-1/8"

\* When specifying DHT models with DTLP leg kits, please confirm fitment of book boxes and seating (cantilever, D10X + D16X models) with customer service prior to placing orders.



T-leg available for rectangle and expanse shape desks



**Cabinet to desk.** Store materials in 3" and 6" trays as well as shelving options. These also ride optional rails that can be installed on Shape Desks and Tables.



**Add functionality.** Improve the way any desk performs with hooks, book boxes, trays, and screens.



Choose the right accessories for your  
Shape Student Desks

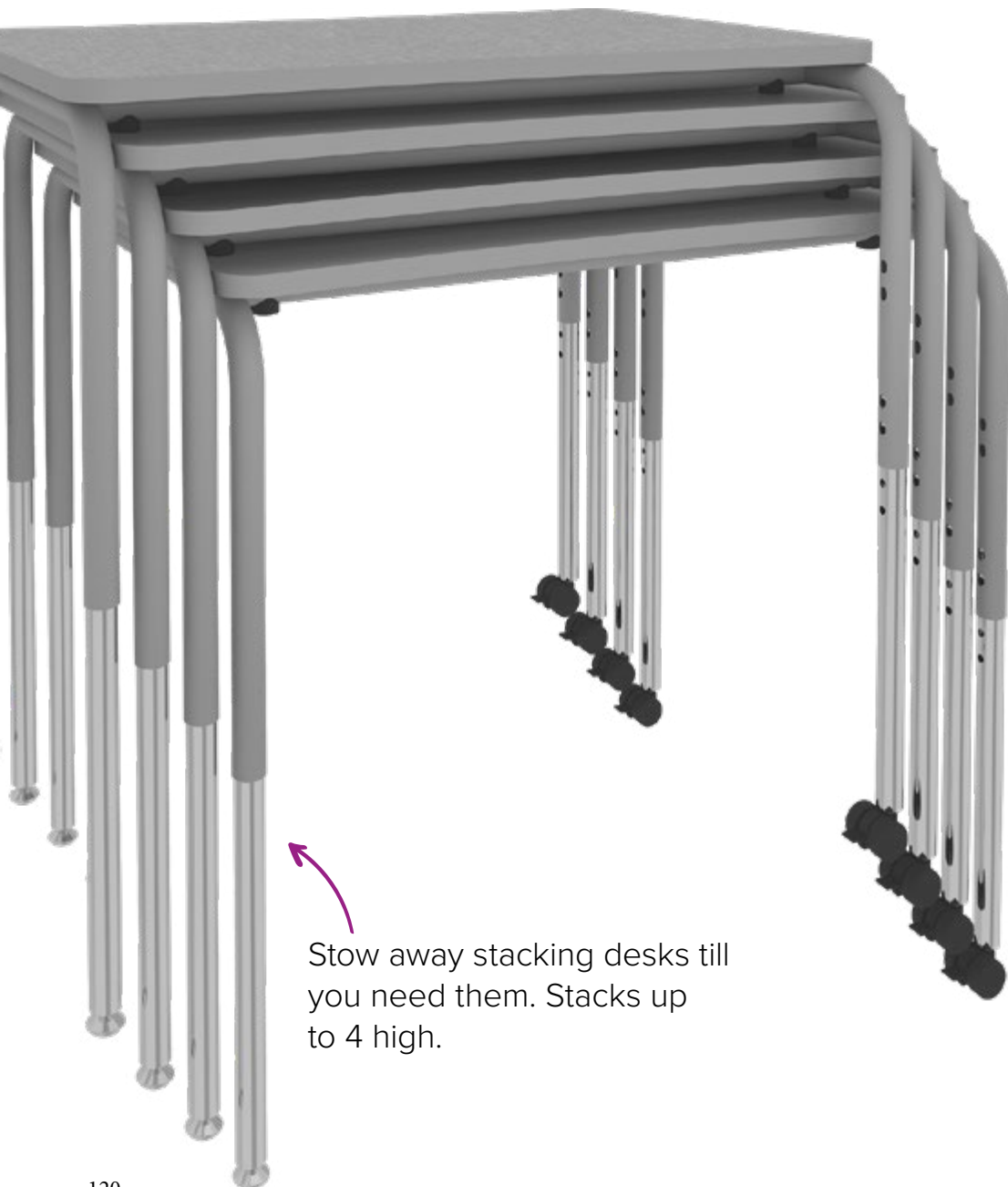




**Stacking Desk**

Stackable desk with a creative double curve shape allows the space to flex up and down as needed. Roomy surface allows for one to two users.

Model	Size	Top Material   Edge	Height
SA2232E	22"x32"	Laminate   Edge Band	Adjustable 22"-30"



Stow away stacking desks till you need them. Stacks up to 4 high.

**Sit-to-Stand Desk**

The next generation in flexible desks. Sit-to-Stand is fully adjustable from 28" to 41" and moves easily around a room or room-to-room. Roomy work surface and elegant base design allows for one or two users.

Model	Size	Top Material   Edge	Height
STS-RC2228E	22"x28"	Laminate   Edge Band	Adjustable 28"-41"



Alphabet ★ Swivel Stool






**Open Front** with a twist. Artcobell's polystructural open front desk is available in the same poly colors as our seating. DAJ features a generous 20" x 26" work surface and jumbo built-in book box.



DA0D ★

DAJ ★



★ Open Front Desk

**Open Front | Poly Book Box**

The Open Front Desk features convenient storage for classroom materials. Available in 18" x 24" and 20" x 26" top sizes both with a 22" - 30" adjustable height leg. DAJ models feature our exclusive jumbo size book box.

Model	Size	Top Material   Edge	Height
DA0D3	18" x 24"	Laminate   Clear Edge	22" - 30"
DA0DE	18" x 24"	Laminate   Banded Flat Edge	22" - 30"
DA0DS	18" x 24"	Solid Plastic	22" - 30"
DAJ63	20" x 26"	Laminate   Clear Edge	22" - 30"
DAJ6E	20" x 26"	Laminate   Banded Flat Edge	22" - 30"

\* DA0D models not compatible with cantilever chair models or Discover A+ models



**Open Front | Metal Book Box**

The R90 open front desk has an adjustable height range of 22" - 30" with a rectangular top and built-in metal book box.

Model	Size	Top Material   Edge	Height
R90D3	18" x 24"	Laminate   Clear Edge	22" - 30"
R90DE	18" x 24"	Laminate   Banded Flat Edge	22" - 30"
R90DS	18" x 24"	Solid Plastic	22" - 30"
R90E3	20" x 26"	Laminate   Clear Edge	22" - 30"
R90EE	20" x 26"	Laminate   Banded Flat Edge	22" - 30"
R90ES	20" x 26"	Solid Plastic	22" - 30"

\* R90D models not compatible with cantilever chair models or Discover A+ models



Add 2 casters (SDA-WBCP) to create wheelbarrow style legs for easy mobility. Use with student desk models: DA0D, R90, 7SD4A, 7SD3A



The **7SD Series** provides classic solutions with a reliable, cost-effective frame. Available with both adjustable and fixed height legs in a variety of leg colors.

**7SD Series | Trapezoid | 4-Leg**

The 7SD Series Student Desk with a trapezoid top shape.



Model	Size	Top Material   Edge	Height
7SD4AT3	20" x 32"	Laminate   Clear Edge	22" - 30"
7SD4ATE	20" x 32"	Laminate   Banded Flat Edge	22" - 30"
*7SD4F30T3	20" x 32"	Laminate   Clear Edge	Fixed, 30"
*7SD4F30TE	20" x 32"	Laminate   Banded Flat Edge	Fixed, 30"

\* Extended lead times and premium may apply

**7SD Series | Rectangle | 4-Leg**

Classic rectangle shape in three top sizes, including ADA compliant options.

Model	Size	Top Material   Edge	Height
7SD4A03	18" x 24"	Laminate   Clear Edge	22" - 30"
7SD4A0E	18" x 24"	Laminate   Banded Flat Edge	22" - 30"
7SD4A0S	18" x 24"	Solid Plastic	22" - 30"
7SD4H03	18" x 24"	Laminate   Clear Edge	34" - 42"
7SD4H0E	18" x 24"	Laminate   Banded Flat Edge	34" - 42"
7SD4H0S	18" x 24"	Solid Plastic	34" - 42"
7SD4A63	20" x 26"	Laminate   Clear Edge	22" - 30"
7SD4A6E	20" x 26"	Laminate   Banded Flat Edge	22" - 30"
7SD4A6S	20" x 26"	Solid Plastic	22" - 30"
7SD4H63	20" x 26"	Laminate   Clear Edge	34" - 42"
7SD4H6E	20" x 26"	Laminate   Banded Flat Edge	34" - 42"
7SD4H6S	20" x 26"	Solid Plastic	34" - 42"
7SD4AD3	20" x 36"	Laminate   Clear Edge	26" - 34"
7SD4ADE	20" x 36"	Laminate   Banded Flat Edge	26" - 34"
*7SD4F3003	18" x 24"	Laminate   Clear Edge	Fixed, 30"
*7SD4F300E	18" x 24"	Laminate   Banded Flat Edge	Fixed, 30"
*7SD4F300S	18" x 24"	Solid Plastic	Fixed, 30"
*7SD4F3063	20" x 26"	Laminate   Clear Edge	Fixed, 30"
*7SD4F306E	20" x 26"	Laminate   Banded Flat Edge	Fixed, 30"
*7SD4F306S	20" x 26"	Solid Plastic	Fixed, 30"

\* Extended lead times and premium may apply

\* 7SD4 18"x24" models not compatible with cantilever chair models or Discover A+ models



★ 7SD4ADE



★ 7SD4H6E

7SD4ADE ★

Learn more at [artcobell.com](http://artcobell.com)





**7SD Series | Tri-Top | 3-Leg**

The 7SD Tri-Top table provides a sturdy 3-leg alternative with the same options as our 4-leg student desks.

Model	Size	Top Material   Edge	Height
7SD3A3	28" x 28"	Laminate   Clear Edge	22" - 30"
7SD3AE	28" x 28"	Laminate   Banded Flat Edge	22" - 30"
7SD3AS	28" x 28"	Solid Plastic	22" - 30"
7SD3H3	28" x 28"	Laminate   Clear Edge	34" - 42"
7SD3HE	28" x 28"	Laminate   Banded Flat Edge	34" - 42"
7SD3HS	28" x 28"	Solid Plastic	34" - 42"
*7SD3F303	28" x 28"	Laminate   Clear Edge	Fixed, 30"
*7SD3F30E	28" x 28"	Laminate   Banded Flat Edge	Fixed, 30"
*7SD3F30S	28" x 28"	Solid Plastic	Fixed, 30"

\* Extended lead times and premium may apply

**4100 Series | Fixed Cantilever**

The Cantilever Student Desk offers unrestricted leg room. Available in 20" x 26" top size with fixed 27" or fixed 29" height.

Model	Size	Top Material   Edge	Height
4F276E	20" x 26"	Laminate   Banded Flat Edge	Fixed, 27"
4F276S	20" x 26"	Solid Plastic	Fixed, 27"
4F296E	20" x 26"	Laminate   Banded Flat Edge	Fixed, 29"
4F296S	20" x 26"	Solid Plastic	Fixed, 29"



**4100 Series | Adjustable Cantilever**

The Cantilever Student Desk offers unrestricted leg room. Available in 20" x 26" top size with adjustable cantilever base ranging from 22"-30".

Model	Size	Top Material   Edge	Height
4CA6E	20" x 26"	Laminate   Banded Flat Edge	22"-30"
4CA6S	20" x 26"	Solid Plastic	22"-30"





## STUDENT DESKS



### 4100 Series | T-Leg

The contemporary design of Artcobell's T-Leg Student Desk provides unrestricted leg room. Available with 20"x26" top size and adjustable T-Leg base ranging from 22"-30".

Model	Size	Top Material   Edge	Height
4TA6E	20" x 26"	Laminate   Banded Flat Edge	22"-30"
4TA6S	20" x 26"	Solid Plastic	22"-30"



View available materials + finishes.

### Desk | Accessories

Improve the way any desk performs with accessories that add functionality.

Model	Product Name	Product Description
TA-BBP16	Book Box	Polypropylene, 16"w, 4-pack
TA-BBFM17	Book Box	Full Metal, 17.5"w, Titanium, 4-pack
TA-BBW15	Book Box	Wire Frame, 15"w, Chrome, 4-pack
MSCA-TK1203.T	Tote Tray	Translucent, 3"x12", 6-pack
TA-TTR.2	Tote Tray Rail	White Metal, 2-pack
TA-TTR.6	Tote Tray Rail	White Metal, 6-pack
MSCA-SK1216.W	Markerboard	Hand-held, 12" x16", White Acrylic, 6-pack
MBH-DMB1.4	Hardware	Desk Bracket for MSCA-SK1216W Markerboard, 4-pack
TA-BPH1	Hardware	Backpack Hook, Chrome
SDA-WBCP	Wheelbarrow Caster Pack	50mm casters, use with DA0D, R90, 7SD4A, 7SD3A, 2pk
SDA-WBCP12	Wheelbarrow Caster Pack	50mm casters, use with DA0D, R90, 7SD4A, 7SD3A, 12pk
TA-SCA1737.W	Study Carrel	For DST-RC2036E, 37"w x 18"d x 17"h, White Acrylic



4100 Series T-Leg ★  
Student Desk



These all-in-one options provide simplicity and the comfort you need. Choose the chair shell and configuration that meets your needs.



**D75 Four Leg Combo RH Entry**

Features the popular Discover shell with standard fixed bookrack.

Model	Size	Top Material   Edge	Seat Height
D75A3	18" x 24"	Laminate   Clear Edge	18"
D75AS	18" x 24"	Solid Plastic	18"
D75X3	18" x 24"	Laminate   Clear Edge	18"
D75XS	18" x 24"	Solid Plastic	18"

\* Extended lead times and premium may apply



**H457 Four Leg Combo RH Entry**

The Solid Plastic four leg combination desk comes standard with a fixed wire bookrack.

Model	Size	Top Material   Edge	Height
H457S	18" x 24"	Solid Plastic	17.5"

**Sled Combo**

This combination desk features a convenient dual entry sled base and Discover shell. Standard with fixed wire bookrack.

Model	Size	Top Material   Edge	Seat Height
*D85A3	18" x 24"	Laminate   Clear Edge	18"
*D85AS	18" x 24"	Solid Plastic	18"
*D85X3	18" x 24"	Laminate   Clear Edge	18"
*D85XS	18" x 24"	Solid Plastic	18"

\* Extended lead times and premium may apply





# TABLES

Learning without boundaries requires flexibility.

FLIPPING  
NESTING  
WRITABLE

PRESENTATION. INSPIRATION.

ACTIVE  
LEARNING

CONFIGURATION. COLLABORATION.  
AGILE SPACES. STUDENT CENTERED.

Expand  
Flip-Top ★



★ Alphabet  
Four Leg



WE'VE  
GOT  
LEGS



Wanna know how  
to use them?

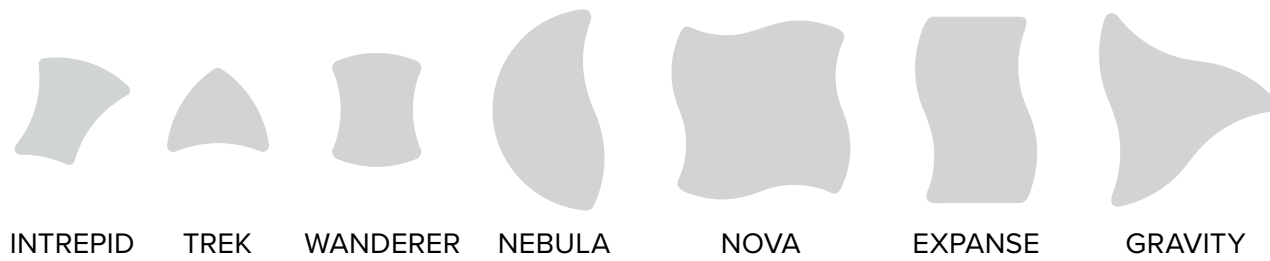


FIXED  
ADJUSTABLE  
DTLT T-LEG DTLP  
WHEELBARROW  
CASTERS GLIDES  
JUVENILE  
SEATED  
STANDING  
BLACK TITANIUM WHITE

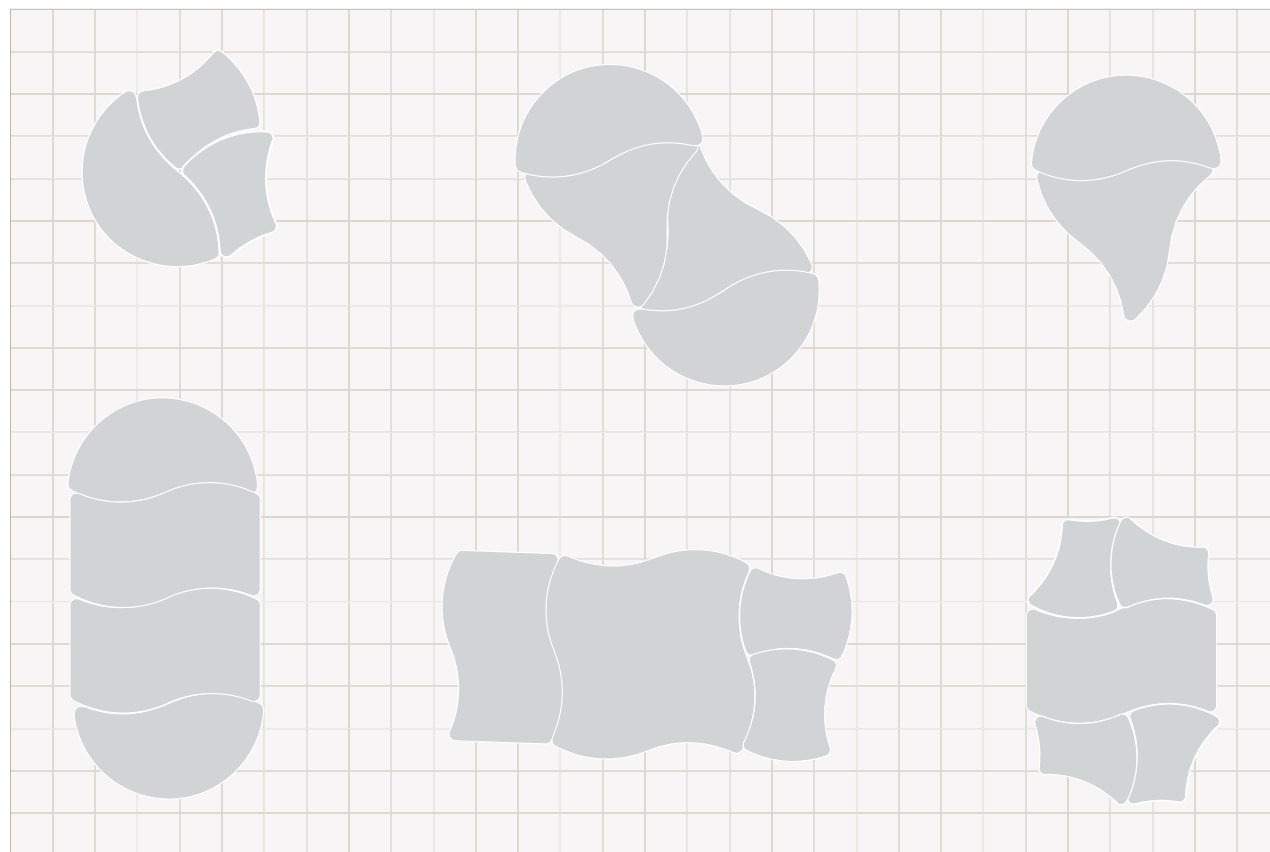


Fun, mobile Shape Tables feature durable high pressure laminate surfaces with coordinated edge banding. Add the matching NXT MOV® caster for a completely coordinated look.

A collection of organic shapes that work individually or intuitively combine with others from the NXT MOV Classroom. Creating an infinite array of configurations.



MIX + MATCH



View the NXT MOV Classroom table configuration guides





**Gravity**

Innovative 50" work surface that supports small teams or large group collaborations. Works with Expanse, Nova or Nebula shapes.



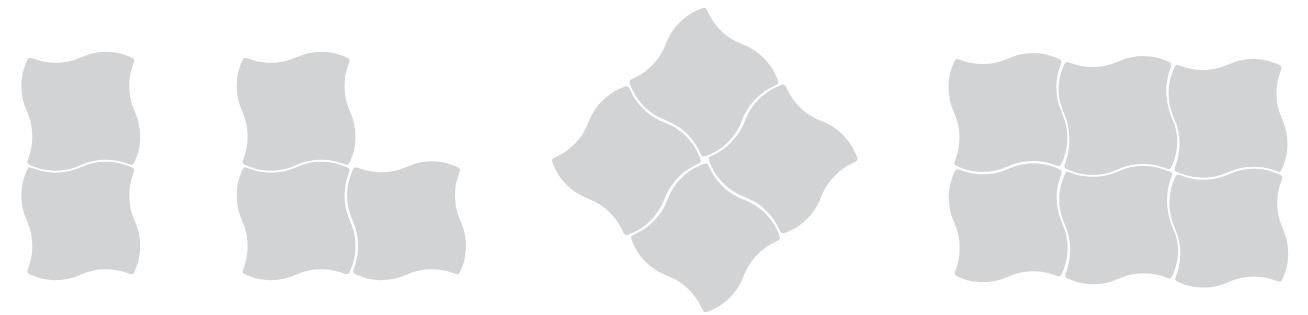
Model	Size
DTT-GV50E	50"

**Nova**

Roomy 60" work surface that supports up to six people as standalone or pairs with Expanse, Gravity or Nebula shapes.



Model	Size
DTT-NV60E	60"




**Expanse**

Generous 30" x 54" work surface that support up to six people as a stand-alone or pairs with Gravity, Nova or Nebula shapes.



Model	Size
DTT-EX3054E	30" x 54"





## TABLES

### **Nebula**

Large 30" x 54" work surface that supports up to three people as standalone or pairs with Expanse, Nova or Gravity shapes.



Model	Size
DTT-NB3054E	30" x 54"



★ Nebula







Discover ★  
Caster

Expanse ★

★ 4P



These shapes can work on their own for groups of 2-3 or configure in many ways to expand the workspace. Consider casters for easy movement or "wheel-barrow" with two casters for stability.



**Aperture**

Seats three easily, or group tables together to seat more.

Model	Size
DTT-AP2440E	24"x 40"



**Trapezoid**

60" long work surface provides ample room for three or group more tables to seat 8-14.

Model	Size
DTT-TZ3060E	30" x 60"







**3P-120**

60" work surface seats six individually, or creatively pair up for larger groups. Requires six post legs, specified separately.

Model	Size
DTT-3P3060E	30" x 60"



★ 3P-120

Wedge ★

Round ★  
Rocker

**Half Moon**

Model	Size
DTT-HM3672E	36" x 72"



**Kidney**

Model	Size
DTT-KD4872E	48" x 72"



**4P**

4P's 48" x 60" work surface seats up to four people. Just like the name says!

Model	Size
DTT-4P4860E	48" x 60"




**Puddle**

60" work surface that supports up to four people.

Model	Size
DTT-PD60E	60"







**Chevron**

Clever variation on the traditional rectangle; seats up to four. Allows for more intimate classroom setup when used in rows.

Model	Size
DTT-CV2460E	24" x 60"



**Crescent**

Classic Crescent shape offers generous workspace for small groups of two or three or group several together for more options.

Model	Size
DTT-CR3042E	30" x 42"

**Square**

Available in three usable sizes.

Model	Size
DTT-SQ36E	36" X 36"
DTT-SQ42E	42" X 42"
DTT-SQ48E	48" X 48"



**Round**

Available in four diameter sizes.

Model	Size
DTT-RD36E	36"
DTT-RD42E	42"
DTT-RD48E	48"
DTT-RD60E	60"



**Horseshoe**

Ample space and exceptional design for optimal teacher-student interaction.

Model	Size
DTT-HS6066E	60" x 66"



Choose the right legs for your tables. Available in a variety of color options. Add casters for mobility!





**Star**

60" work surface that supports up to five people with all their supplies. Requires five post legs, specified separately.

Model	Size
DTT-ST60E	60"



**Chain**

This smaller table can seat 2-3 or function as a larger student desk. The irregular quadrilateral shape is configurable too.

Model	Size
DTT-CH2636E	26" x 36"

\*Shown with standing height legs



**Flower**

Creative variation on a 60" round, with comfortable "belly scoops" so students can lean into collaboration. Seats 6.

Model	Size
DTT-FL60E	60"

\*Shown with standing height legs

**Half-Round**

Traditional and versatile: pair Half-Rounds, Squares and Rectangles to seat larger groups.

Model	Size
DTT-HR48E	48"



**Gem**

Flat on two sides and bowed on the other two. This 4-sided shape can be combined to create a larger workspace for groups of 4-8.

Model	Size
DTT-GM3950E	39" x 50"



Chain ★

NEW! Fixed Leg kits for tables streamline setup.



Traditional rectangle tables don't have to be boring. Recreate the "genius bar" concept for media centers, cafeterias and learning hallways.

### Rectangle

A variety of widths and lengths to meet a variety of needs.



Model	Size
DTT-RC1848E	18" x 48"
DTT-RC1860E	18" x 60"
DTT-RC1872E	18" x 72"
DTT-RC2436E	24" x 36"
DTT-RC2448E	24" x 48"
DTT-RC2460E	24" x 60"
DTT-RC2472E	24" x 72"
DTT-RC3048E	30" x 48"
DTT-RC3060E	30" x 60"
DTT-RC3072E	30" x 72"
DTT-RC3660E	36" x 60"
DTT-RC3672E	36" x 72"



NXT MOV  
Four Leg Stool ★





★ Multi-Media

**Multi-Media**

Can be used with four post legs or combined with cafe base for a variety of looks. Additional accessories make this even more "media friendly".

Model	Size
DTT-MM4872E	48" x 72"




Mixed media. Make it work for you.  
 ... use legs or bases, or a combination of both  
 ... add grommets



★ Multi-Media



Adjustable T-Legs make Tables more flexible and provide easy access. Ideal for cafeterias and media centers.



### Juvenile Height T-Leg

Model	Description	Height
DTLT-2AJ18.3	18" spread	Adjustable 16" - 20"
DTLT-2AJ24.3	24" spread	Adjustable 16" - 20"
DTLT-2AJ30.3	30" spread	Adjustable 16" - 20"
DTLT-2AJ36.3	36" spread	Adjustable 16" - 20"



### Table Height T-Leg

Model	Description	Height
DTLT-2AT18.3	18" spread	Adjustable 20" - 29"
DTLT-2AT24.3	24" spread	Adjustable 20" - 29"
DTLT-2AT30.3	30" spread	Adjustable 20" - 29"
DTLT-2AT36.3	36" spread	Adjustable 20" - 29"



### Standing Height T-Leg

Model	Description	Height
DTLT-2AS18.3	18" spread	Adjustable 28" - 42"
DTLT-2AS24.3	24" spread	Adjustable 28" - 42"
DTLT-2AS30.3	30" spread	Adjustable 28" - 42"
DTLT-2AS36.3	36" spread	Adjustable 28" - 42"



Choose the right T-Leg for your Square and Rectangle Shape Tables









Hard-working over-achievers, these Flip-Top Tables offer durable work surfaces when you need them, then flip and nest when you don't. Add markerboard laminate to the surface and even the vertical surface can work for you!

**Expanse | Nesting**

Fixed height nesting table with a creative wave shape. Standard in 29" height; 25" and 27" heights available.

Model	Size	Leg Type   Height
DTN-EX34F	30"d x 54"w	Nesting, 29" Fixed
*DTN7EX34F	30"d x 54"w	Nesting, 27" Fixed
*DTN5EX34F	30"d x 54"w	Nesting, 25" Fixed

\* Extended lead times and premium may apply





**Chevron | Nesting**

Fixed height nesting table allows students to lean in to work. Standard in 29" height; 25" and 27" heights available.



Model	Size	Leg Type   Height
DTN-CV25	24"d x 60"w	Nesting, 29" Fixed
*DTN7CV25	24"d x 60"w	Nesting, 27" Fixed
*DTN5CV25	24"d x 60"w	Nesting, 25" Fixed

\* Extended lead times and premium may apply

**Half Round | Fixed Top**

Available in two sizes.

Model	Size	Leg Type   Height
DTF-HR48F	32"d x 48"w	29" Fixed
DTF-HR60F	30"d x 60"w	29" Fixed
*DTF7HR48F	32"d x 48"w	27" Fixed
*DTF7HR60F	30"d x 60"w	27" Fixed
*DTF5HR48F	32"d x 48"w	25" Fixed
*DTF5HR60F	30"d x 60"w	25" Fixed



\* Extended lead times and premium may apply

**Rectangle | Nesting**

Fixed height nesting tables available in a variety of lengths and widths. Standard in 29" height; 25" and 27" heights available.



Model	Size	Leg Type   Height
DTN-RC24F	24"d x 54"w	Nesting, 29" Fixed
DTN-RC25F	24"d x 60"w	Nesting, 29" Fixed
DTN-RC26F	24"d x 72"w	Nesting, 29" Fixed
DTN-RC34F	30"d x 54"w	Nesting, 29" Fixed
DTN-RC35F	30"d x 60"w	Nesting, 29" Fixed
DTN-RC36F	30"d x 72"w	Nesting, 29" Fixed
*DTN7RC24F	24"d x 54"w	Nesting, 27" Fixed
*DTN7RC25F	24"d x 60"w	Nesting, 27" Fixed
*DTN7RC26F	24"d x 72"w	Nesting, 27" Fixed
*DTN7RC34F	30"d x 54"w	Nesting, 27" Fixed
*DTN7RC35F	30"d x 60"w	Nesting, 27" Fixed
*DTN7RC36F	30"d x 72"w	Nesting, 27" Fixed
*DTN5RC24F	24"d x 54"w	Nesting, 25" Fixed
*DTN5RC25F	24"d x 60"w	Nesting, 25" Fixed
*DTN5RC26F	24"d x 72"w	Nesting, 25" Fixed
*DTN5RC34F	30"d x 54"w	Nesting, 25" Fixed
*DTN5RC35F	30"d x 60"w	Nesting, 25" Fixed
*DTN5RC36F	30"d x 72"w	Nesting, 25" Fixed

\* Extended lead times and premium may apply



★ 1/4 Circle







### Maker Space Table Top

Pick the top that best suits your needs: durable, hard-wearing high pressure laminate with a variety of colorful edge band options, or chemical-resistant epoxy for more specialized maker space projects.



Model	Dimensions	Top Description
DTMT-RC2448F	24" x 48"	1 1/8" Laminate
DTMT-RC2454F	24" x 54"	1 1/8" Laminate
DTMT-RC2460F	24" x 60"	1 1/8" Laminate
DTMT-RC2472F	24" x 72"	1 1/8" Laminate
DTMT-RC3060F	30" x 60"	1 1/8" Laminate
DTMT-RC3072F	30" x 72"	1 1/8" Laminate
DTMT-RC3672F	36" x 72"	1 1/8" Laminate
DTMT-RC2448Y	24" x 48"	Epoxy
DTMT-RC2454Y	24" x 54"	Epoxy
DTMT-RC2460Y	24" x 60"	Epoxy
DTMT-RC2472Y	24" x 72"	Epoxy
DTMT-RC3060Y	30" x 60"	Epoxy
DTMT-RC3072Y	30" x 72"	Epoxy
DTMT-RC3672Y	36" x 72"	Epoxy

### Maker Space Frame

Heavy duty, fully-welded steel frame can be enhanced with pegboard end panels and robust shelves. Sturdy optional casters available.

Model	Size	Height
DTMF-RC2448S	24" x 48"	Adjustable 25" - 42"
DTMF-RC2454S	24" x 54"	Adjustable 25" - 42"
DTMF-RC2460S	24" x 60"	Adjustable 25" - 42"
DTMF-RC2472S	24" x 72"	Adjustable 25" - 42"
DTMF-RC3060S	30" x 60"	Adjustable 25" - 42"
DTMF-RC3072S	30" x 72"	Adjustable 25" - 42"
DTMF-RC3672S	36" x 72"	Adjustable 25" - 42"



★ Maker Space Table + Storage

Learn more at [artcobell.com](http://artcobell.com)



Learning without boundaries starts with a place for exploration. Heavy-duty Maker Space Tables can be configured with tops, shelves and end-panels to carry whatever meets learning needs, from play to real work.



Add more functionality to  
Maker Space tables  
and cabinets.



**Multipurpose (Catalyst)**

Catalyst is a medium-weight maker space option. Fully-welded steel frame with a high-pressure laminate work surface. Add casters (TA-CPTD3) for extra mobility.



Model	Size	Leg Type   Height
DTMA2448F	24"d x 48"w	Adjustable 25" - 34"
DTMA2454F	24"d x 54"w	Adjustable 25" - 34"
DTMA2460F	24"d x 60"w	Adjustable 25" - 34"
DTMA2472F	24"d x 72"w	Adjustable 25" - 34"
DTMA3060F	30"d x 60"w	Adjustable 25" - 34"
DTMA3072F	30"d x 72"w	Adjustable 25" - 34"
DTMA3672F	36"d x 72"w	Adjustable 25" - 34"



★ Catalyst



★ Catalyst



Racetrack ★  
Cafe Table



★ Alphabet Four  
Leg Stool





Classic Table tops can be combined with Cafe Bases in two heights for lounge spaces, media centers and walk-up sharing.

**Square**

Model	Size
DCT-SQ30F	30"
DCT-SQ36F	36"



**Round**

Model	Size
DCT-RD30F	30"
DCT-RD36F	36"
DCT-RD42F	42"



**Racetrack**

Model	Size
DCT-RT3372F	33" x 72"



View compatible  
cafe bases



**Activity tables** are ideal for impromptu gatherings in the library, private one-on-one sessions in the classroom, or larger team meetings in the conference room.



★ Kidney



**Kidney**

Model	Size	Leg Type   Height
1275F	48" x 72"	Adjustable 21" - 29"

**Half Round**

Model	Size	Leg Type   Height
1285F	48"	Adjustable 21" - 29"



**Horseshoe**

Model	Size	Leg Type   Height
1277F	60" x 66"	Adjustable 21" - 29"



**Round**

Model	Size	Leg Type   Height
1281F	42"	Adjustable 21" - 29"
1280F	48"	Adjustable 21" - 29"







**Rectangle**

Model	Size	Leg Type   Height
1206F	24" x 36"	Adjustable 21" - 29"
1210F	24" x 48"	Adjustable 21" - 29"
1235F	24" x 60"	Adjustable 21" - 29"
1246F	24" x 72"	Adjustable 21" - 29"
1220F	30" x 48"	Adjustable 21" - 29"
1230F	30" x 60"	Adjustable 21" - 29"
1250F	30" x 72"	Adjustable 21" - 29"
1240F	36" x 60"	Adjustable 21" - 29"
1260F	36" x 72"	Adjustable 21" - 29"

**Square**

Model	Size	Leg Type   Height
1205F	36" x 36"	Adjustable 21" - 29"
1215F	42" x 42"	Adjustable 21" - 29"
1225F	48" x 48"	Adjustable 21" - 29"



**Trapezoid**

Model	Size	Leg Type   Height
1290F	30" x 60"	Adjustable 21" - 29"



Rectangle ★



**Clover**

Model	Size	Leg Type   Height
128CF	48"	Adjustable 21" - 29"



**Flower**

Model	Size	Leg Type   Height
128FF	60"	Adjustable 21" - 29"






### Computer Tables

The CY series table works wherever you need a sturdy technology-ready work top. Wire management tray/modesty panel keeps cables organized (12" depth for 24"-wide tables; 16" depth for 30"-wide tables). Installed grommets: (1) for 36" and 48"-lengths; (2) for 60" and 72" lengths.



Model	Size
CY13F	24" x 36"
CY14F	24" x 48"
CY15F	24" x 60"
CY16F	24" x 72"
CY03F	30" x 36"
CY04F	30" x 48"
CY05F	30" x 60"
CY06F	30" x 72"



Computer ★  
Table

### Convertible Bench Table

Flexibility is redefined by a convertible bench unit that can easily fold from a lunch table to a back support bench. This allows you to quickly reconfigure your space for testing, study or events. When folded, the units can be nested creating a compact storage solution to maximize your available storage capacity.

Model	Size	Bench Height
ABC89PN	8'w x 29"h	17"



Bench ★  
Position



Table ★  
Position





View available materials + finishes.

Convertible ★  
Bench Table



## TEACHER SOLUTIONS

Learning without boundaries spawns imagination.

ADAPTABLE  
PERSONALIZED  
MOBILE  
SIT. STAND. STORE.  
INTERACTIVE  
ENGAGED





Sometimes your workstation isn't stationary at all. **Artcobell** offers many solutions that let you move up and down and around to where your students are.



★ ARISE Double

★ Mobile Pedestal

## Teacher Perch

Moves easily throughout the classroom. Raise and lower to meet the needs of the user. Add accessories like storage, privacy screens, or grommets to add functionality. ARISE accommodates a wide range of activities, users, and presentation styles. Adjustable height 29" – 48.5".

## ARISE Double

Artcobell expands the ARISE podium with a double-pedestal base and an oversized work surface in two sizes.

Model	Description
ATPA2F-RC33	30" x 48" Top
ATPA2F-RC34	30" x 54" Top
ATPA2F.Base	Double Post ATPA base only
ATPA2F.Column	Adjustable Column 29" – 48.5"

\*Shown with Mobile Pedestal + NXT MOV Swivel Stool



## ARISE Podium

Podium or work station? ARISE moves with you with infinite stop, adjustable height and casters that let you move to where the action is.

Model	Size	Height
ATPA1F	24" x 36" Top	Adjustable 29" – 48.5"



## Mobile Pedestal

Give teachers storage that moves with them. The Mobile Pedestal features a lockable box drawer and file drawer. Use with any table or podium to provide added storage. 27" high and 15" wide.

Model	Description
DPM-BFR.L.4	Box/File, Locking (Titanium)







### Sit-to-Stand Desk

The next generation in flexible desks. Sit-to-Stand is fully adjustable from 28" to 41" and moves easily around a room or room-to-room. Roomy work surface and elegant base design allows for one or two users.

Model	Size	Top Material   Edge	Height
STS-RC2228E	22"x28"	Laminate   Edge Band	Adjustable 28"-41"







View available materials + finishes.

★ Discover Teacher Desk



Our Single Pedestal **Teacher Desk** is a mobile solution that doesn't compromise on storage. Three different top shapes in a variety of sizes feature durable high pressure laminate with your choice of coordinating edge banding. All feature a castered T-leg and mobile pedestal and a variety of accessories.

**Discover Teacher Desk**

Model	Size	Top Shape
DTDT-RC2448F	24"d x 48"w	Rectangle
DTDT-RC2460F	24"d x 60"w	Rectangle
DTDT-RC2472F	24"d x 72"w	Rectangle
DTDT-RC3048F	30"d x 48"w	Rectangle
DTDT-RC3060F	30"d x 60"w	Rectangle
DTDT-RC3072F	30"d x 72"w	Rectangle
DTDT-D3060F	30"d x 60"w	D-Shape
DTDT-D3072F	30"d x 72"w	D-Shape
DTDT-PR3072F	30"d x 72"w	P-Shape
DTDT-PL3072F	30"d x 72"w	P-Shape



\*DTDT-D3060F shown above



Add more functionality to your teacher solutions

**D500**

Our classic height adjustable teacher desk. Double pedestal with center drawer.

Model	Size	Description
D500HF	30"d x 60"w	Double Pedestal, Center Drawer



**D400**

Single pedestal, height adjustable teachers' desk with center drawer.

Model	Size	Description
D4R0HF	30"d x 48"w	Single Pedestal, RH, Center Drawer
D4L0HF	30"d x 48"w	Single Pedestal, LH, Center Drawer



★ Discover Teacher Desk





11.2024  
ABC CATALOG 24

**artcobell**

[www.artcobell.com](http://www.artcobell.com)  
1.877.778.1811